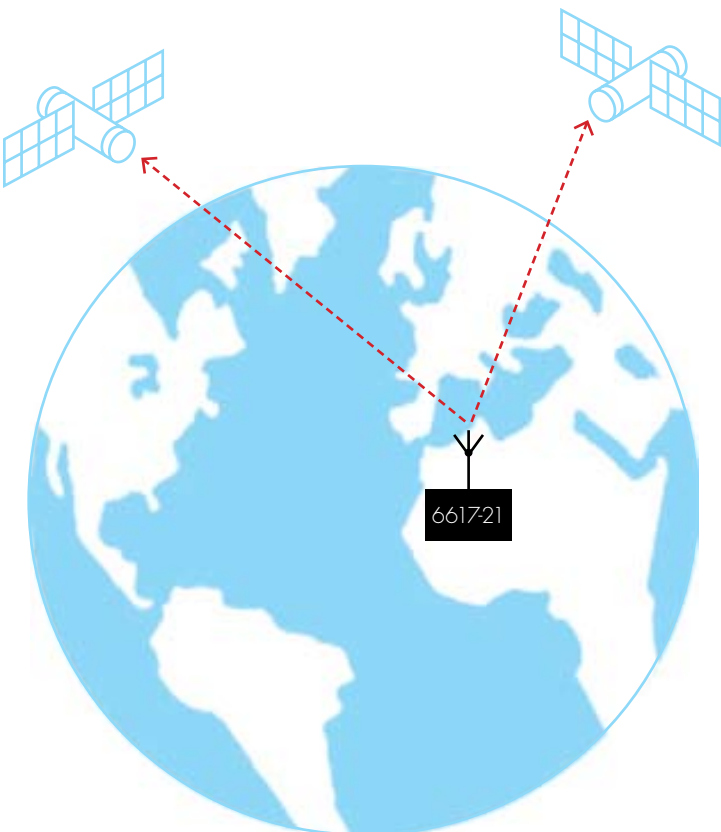
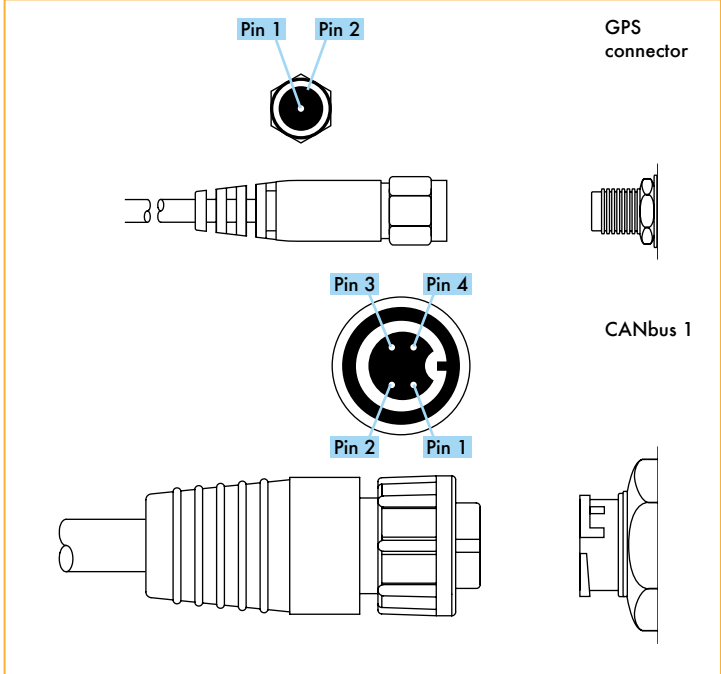


GPS connector	
Pin	Function
Pin1	GPS
Pin2	GPS

CANbus 1		
Pin	Function	Color
Pin1	V+ 10...60VBN	
Pin2	Gnd \pm	BK
Pin3	CAN1-H	WH
Pin4	CAN1-L	BU



Colour code of electric cables							
BK	Black	Zwart	Schwarz	Noir	Negro	Nero	Чернота
BN	Brown	Bruin	Braun	Brun	Marrón	Marrone	коричневый
BU	Blue	Blauw	Blau	Bleu	Azul	Blu	голубо
GR	Green	Groen	Grün	Vert	Verde	Verde	зеленый цвет
GY	Grey	Grijs	Grau	Gris	Gris	Grigio	серо
OG	Orange	Oranje	Orange	Anaranjado	Alaranjado		померанцово
RD	Red	Rood	Rot	Rouge	Rojo	Rosso	красно
WH	White	Wit	Weiss	Blanc	Blanco	Bianco	белый
YE	Yellow	Geel	Gelb	Jaune	Amarillo	Giallo	желтый цвет

Fig.1 Connect the device.

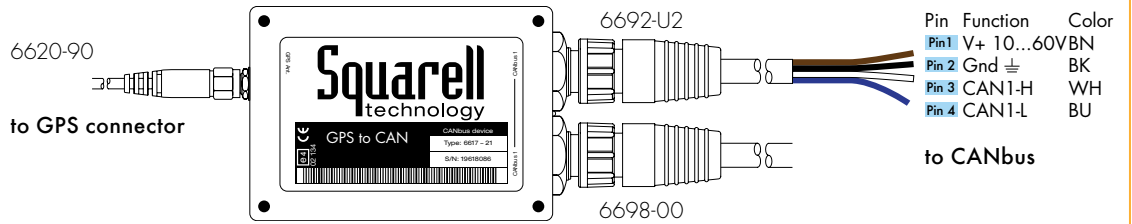


Fig. 2 Configure (upload a dcf).

